

NORWEGIAN DAWN ACCOMMODATIONS

SUITES

All Suites include butler and concierge service. These generous accommodations include king- or queen-size beds, separate living and dining areas and a luxury bath.

S1 3-BEDROOM GARDEN VILLA



With room for up to seven guests, these Villas offer three bedrooms, each with a king- or queen-size bed, luxury bath, shower, living room, a private garden with hot tub, outdoor dining area and terrace to enjoy the beautiful view.

S2 DELUXE OWNER'S SUITE WITH TWO BALCONIES

These Suites accommodate four guests and include a separate bedroom with king-size bed, luxury bath with whirlpool, guest bath and a living and dining area. Enjoy butler and concierge service.

S3 OWNER'S SUITE WITH TWO BALCONIES

With room for up to four guests, these Suites include a double balcony, living room, dining room and separate bedroom with king-size bed. Includes butler and concierge service.

S4 2-BEDROOM DELUXE FAMILY SUITE WITH BALCONY

With room for up to six guests, these Suites are perfect if you want to bring the whole family. Includes a living area, dining area, separate bedroom with queen-size bed as well as a separate children's bedroom and a large, private balcony so you can all enjoy the amazing view. Plus, these Suites can connect to a Club Balcony Suite. Includes butler and concierge service.

S6 DELUXE OWNER'S SUITE



Enjoy the magnificent views from the expansive wall of windows of these Suites that include a king-size bed and additional bedding to accommodate up to a total of six guests, luxury bath with whirlpool, sitting and dining areas and the indulgence of butler and concierge service.

SB FAMILY SUITE WITH BALCONY

These Suites offer a queen-size bed, plus additional bedding to accommodate up to four more guests, a luxury bath with bathtub and a balcony to breathe in the fresh sea air.

SD FORWARD-FACING DELUXE PENTHOUSE WITH LARGE BALCONY

Featuring a large, forward-facing balcony, these Penthouses accommodate up to four guests and include a queen-size bed, luxury bath, plus a comfortable living and dining area.

SF FORWARD-FACING PENTHOUSE WITH LARGE BALCONY

Step out onto your large, forward-facing balcony and enjoy magnificent views. With room for up to three guests, these Penthouses feature a queen-size bed, luxury bath and a living and dining area.

SM AFT-FACING PENTHOUSE WITH LARGE BALCONY

With room for up to three guests, these Penthouses include a bedroom with a queen-size bed and luxury bath, as well as a living area and dining area. Enjoy an amazing view from the large balcony.

SN AFT-FACING PENTHOUSE WITH BALCONY

These Penthouses include a bedroom with a queen-size bed, single sofa bed, luxury bath, living and dining area and unparalleled views from the aft-facing balcony.

SP FAMILY SUITE

Bring the whole gang because these Suites sleep up to six guests. They feature a separate king-size bed, double sofa bed, and some even include a double murphy bed to accommodate two more.

CLUB BALCONY SUITES

These spacious Club Balcony Suites include a sitting area, luxury bath with shower and two lower beds that convert to a queen-size bed.

MA MB CLUB BALCONY SUITE*

These Club Balcony Suites sleep up to four guests and feature two lower beds that convert into a queen-size bed, plus additional bedding to sleep two more guests, as well as a sitting area, luxury bath with shower and amazing views from the private balcony.

BALCONY STATEROOMS

Floor-to-ceiling glass doors open to a private balcony. Two lower beds convert to a queen-size bed, and a sofa bed in a separate sitting area pulls out to a single bed.

B1 AFT-FACING BALCONY

With room for up to three guests, these staterooms offer floor-to-ceiling glass doors and an aft-facing private balcony with a spectacular view, two lower beds that convert into a queen-size bed and a single sofa bed to accommodate one more.

BA BF BALCONY*

With room for up to three guests, these staterooms offer floor-to-ceiling glass doors and a private balcony with an amazing view, two lower beds that convert into a queen-size bed and some feature additional bedding to accommodate one more. Some can connect for added convenience.

BT SOLO BALCONY

These spacious staterooms include a queen-size bed, sitting area and floor-to-ceiling glass doors that open onto a private balcony. Staterooms are priced exclusively for solo travelers.

OCEANVIEW STATEROOMS

Large windows offer views of the latest port. All feature two lower beds that convert to a queen-size bed.

O4 FAMILY OCEANVIEW

With room for up to four guests, these staterooms are ideal for the whole family. Enjoy amazing views, two lower beds that convert into a queen-size bed and additional bedding to accommodate two more.

OA OCEANVIEW WITH PICTURE WINDOW

With room for up to four guests, these staterooms include two lower beds that convert into a queen-size bed and additional bedding to accommodate two more guests, as well as a big picture window offering a great view.

OF OCEANVIEW

With room for up to four guests, these staterooms include great views, two lower beds that convert into a queen-size bed and additional bedding to accommodate up to two more guests.

OT SOLO OCEANVIEW

These staterooms feature a large round window and a queen-size bed. Staterooms are priced exclusively for solo travelers.

OK OBSTRUCTED OCEANVIEW

These Oceanview staterooms have a picture window or porthole with an obstructed view and can accommodate up to four guests and include two lower beds that convert to a queen-size bed, one pullman and one pullout trundle. Located mid-ship, they are close to all the action.

INSIDE STATEROOMS

These staterooms are the most affordable way to cruise with many of the same amenities as an Oceanview stateroom. All have two lower beds.

I4 FAMILY INSIDE

With room for up to four guests, these staterooms include two lower beds that convert into a queen-size bed and additional bedding to accommodate up to two more guests.

IA IB IF INSIDE*

With room for up to four guests, you'll have two lower beds that convert into a queen-size bed and some with additional bedding to accommodate up to two more guests.

IT SOLO INSIDE

These staterooms include a queen-size bed and the same amenities as other inside staterooms. Staterooms are priced exclusively for solo travelers.

NORWEGIAN DAWN SCHEMATICS

S1 3-Bedroom Garden Villa.
Sleeps up to seven.



S3 Owner's Suite with Two Balconies.
Sleeps up to four.



S4 2-Bedroom Deluxe Family Suite with Balcony.
Sleeps up to six.



SP Family Suite. Sleeps up to six.



MA Club Balcony Suite. Sleeps up to four.



BA Balcony. Sleeps up to three.



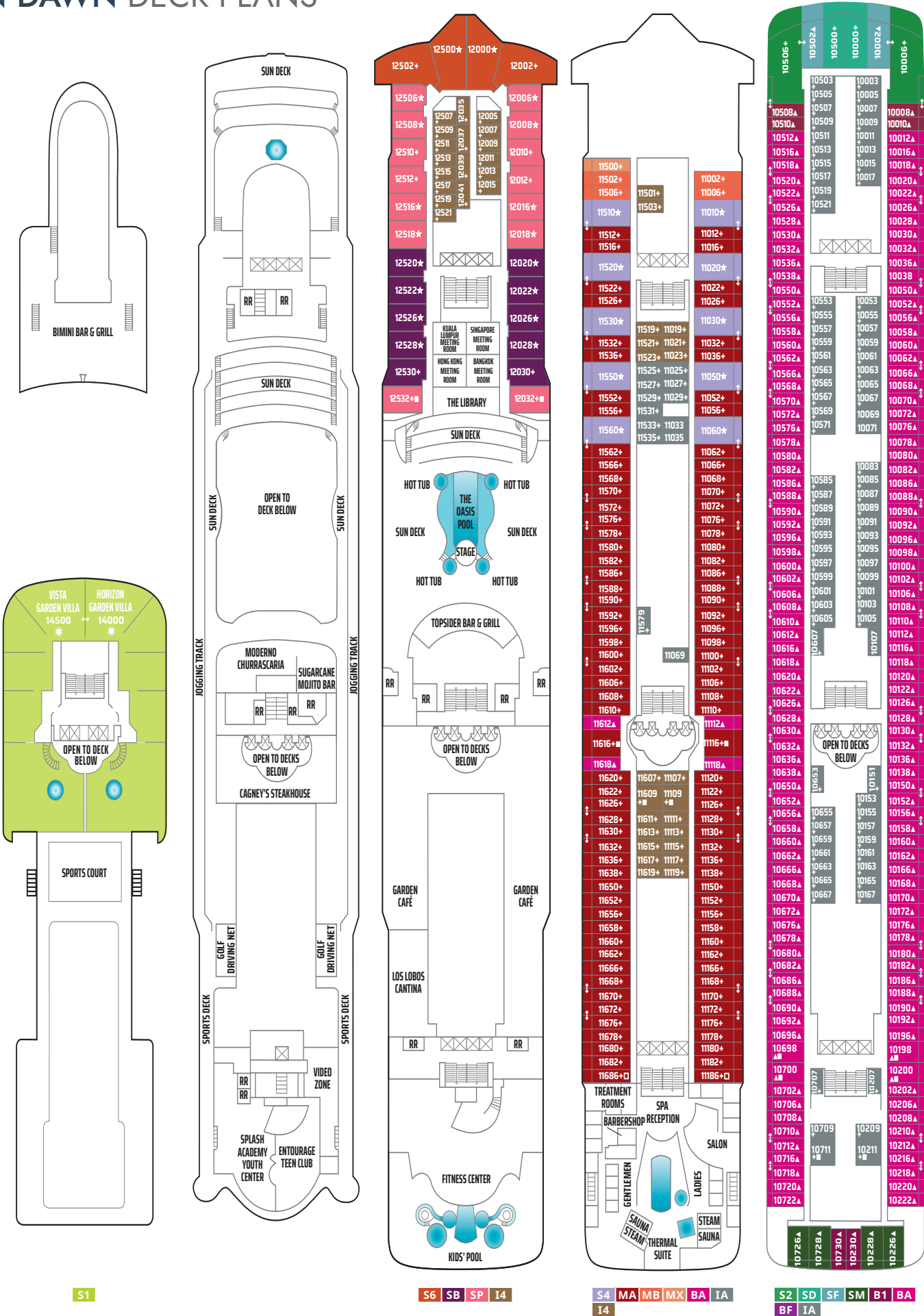
OF Oceanview. Sleeps up to four.

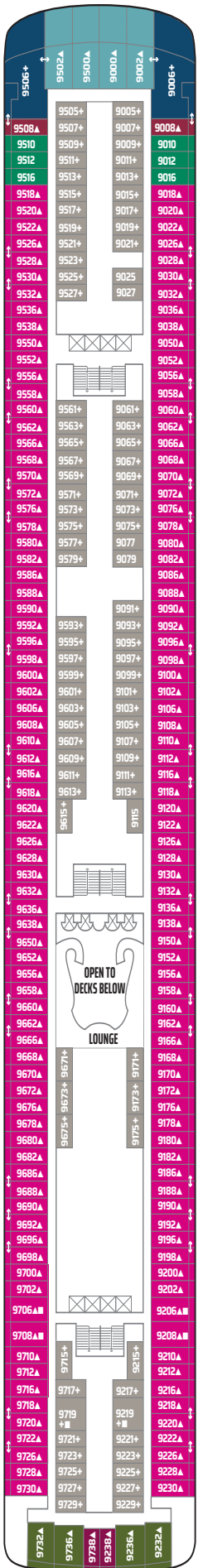


NORWEGIAN DAWN DECK PLANS

LEGEND

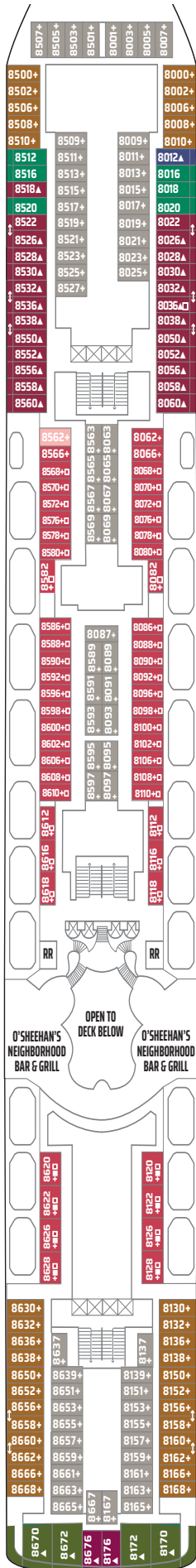
- Wheelchair Accessible
- Connecting staterooms
- Third-person occupancy available
- Third- and/or fourth-person occupancy available
- Up to sixth-person occupancy available
- Up to seventh-person occupancy available
- Elevator
- Elevator
- Restroom
- PrivaSea (partially enclosed) balcony





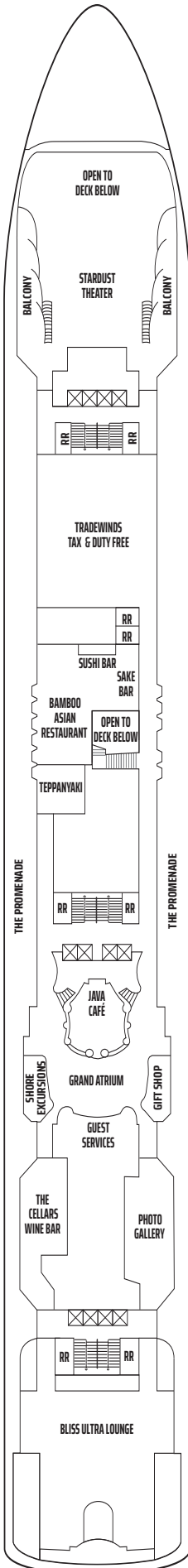
S3 SF SN B1 BA BF
IB BT BX IA IX

DECK 9

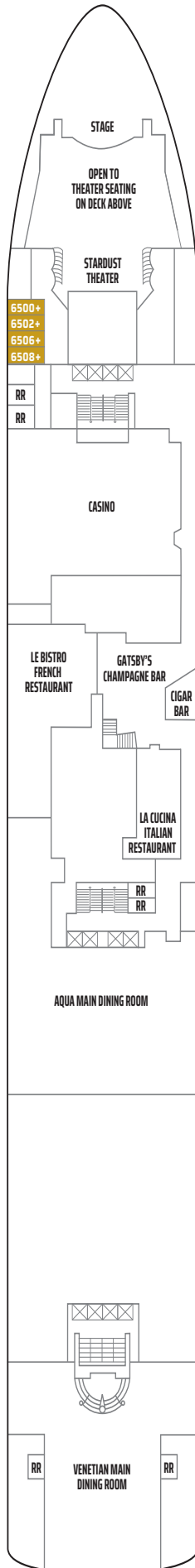


SN B1 BF O4 OK IB
OX BT BX IA IX

DECK 8

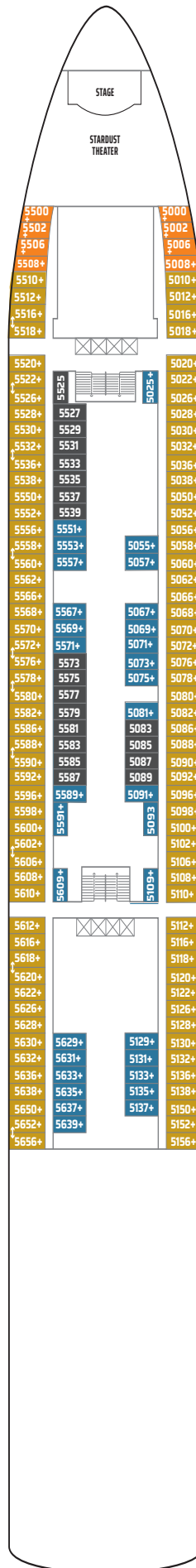


DECK 7



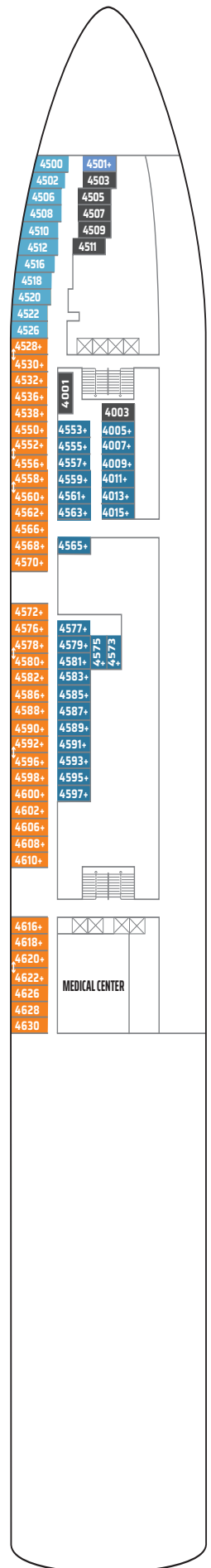
OA

DECK 6



OA OF IF IX IT

DECK 5



OF IF IX OT IT

DECK 4